



Hanwha Vision **AI Packs** **Quickstart Guide**

Retail & Business Pack

SKU: AIA-C01RET

Traffic Pack

SKU: AIA-C01TRF

Table of Contents

- Overview 1
 - Currently available AI Packs 1
- Supported Camera Models 2
- AI Pack Installation 3
 - Uninstalling the WiseAI application 3
 - Installing the AI Pack 4
- Licensing 5
 - Procuring Licenses for AI Packs 5
 - License Activation 6
 - Online License Activation 6
 - Offline License Activation 6

Hanwha Vision AI Packs

QuickStart Guide

Overview

Hanwha Vision AI packs provide P series* cameras with additional functionality specific to the AI pack installed.

Currently available AI Packs

Retail & Business Pack

SKU: AIA-C01RET

The Retail and Business AI pack is specially designed based on the needs of customers, the goal of this AI application aims to help safety, minimize theft, and operation efficiency of business area.

Traffic Pack

SKU: AIA-C01TRF

The Traffic pack provides dedicated traffic monitoring and management to traffic operators. The camera detection engine and task workflows support numerous Traffic use cases, such as alerts to traffic congestion, pedestrian presence, stopped vehicles, and more.

Blocked Exit Detection

SKU: AIA-C01BLK

The Blocked Exit Detection feature helps improve safety by ensuring that exit doors are clear at all times and improves operation efficiency by not relying on employees to report an exit door blockage.

Supported Camera Models

Hanwha Vision AI Packs can be operated on P series camera models

Supported Camera Models	Firmware version	Bridge Firmware
PND-A9081RV PND-A9081RF PNV-A9081R PNO-A9081R PND-A9081RVX PNV-A9081RX PNB-A9001	2.21.15 or higher	2.21.13
PND-A6081RV PND-A6081RF PNV-A6081R PNO-A6081R PNB-A6001	2.21.08 or higher	2.21.06

*Cameras with earlier firmware must use a bridge firmware during upgrade

AI Pack Installation

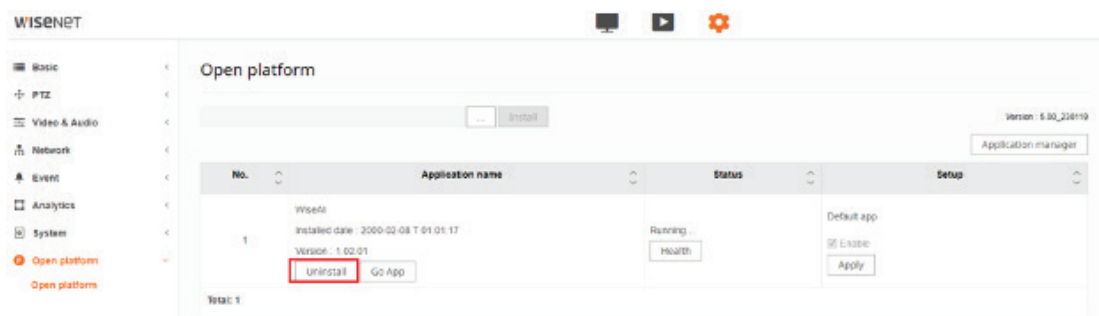
The Hanwha Vision AI Pack replaces the WiseAI app on the P series camera's Open Platform. This requires the removal of the existing WiseAI app that is included with your camera model.

Notes:

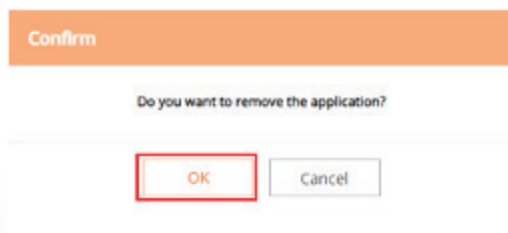
- Multiple AI packs cannot be installed on a single device
- The AI Pack will not be removed through a camera factory default

Uninstalling the WiseAI application

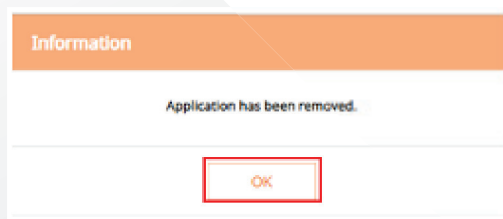
- 1 Access your camera's web UI
- 2 Go to the Open Platform settings page
- 3 Click "Uninstall" for the WiseAI application



- 4 Click "OK" to confirm the removal of the application

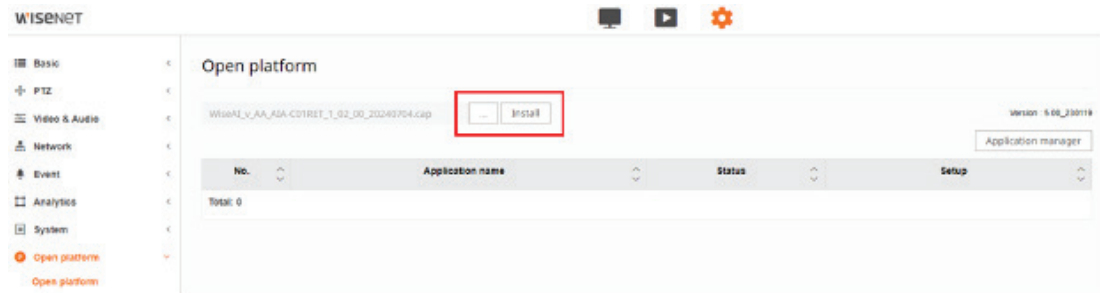


- 5 You will receive a notification that the app has been removed successfully. Click "OK" to continue.



Installing the AI Pack

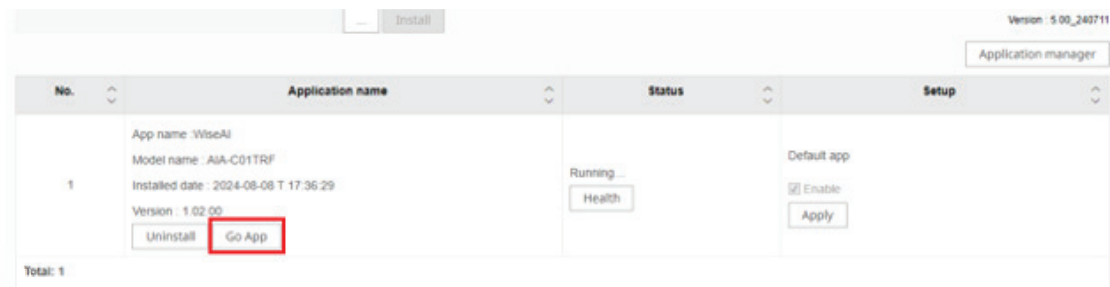
- 1 Browse to the .CAP file for the AI Pack
- 2 Click "Install" to begin the installation



- 3 Click "OK" to continue the installation



- 4 You will receive a notification that the installation was successful. Click "OK" to continue
- 5 Run the application by clicking "Go App"



- 6 Click "Agree" to accept the software license agreement



Licensing

Hanwha Vision AI packs require licensing per camera running the application.

Notes:

- Camera Date/Time must be accurate
 - Time Zone is preferred to be Local to the camera location
- Licenses are tied to the camera device GUID (MAC address)
- AI Pack licenses are unique to each application
- A single camera can hold multiple AI Pack licenses, but not multiple AI packs running at the same time

Procuring licenses for AI Packs

- 1 The Dealer or System integrator must request to purchase a license through their distributor
- 2 The Distributer submits a PO to Hanwha Vision must include:
 - a Customer name
 - b Email
 - c License Type
 - d Quantity
- 3 Licenses will be sent to the email designated

License Activation

Hanwha Vision AI Pack licenses can be activated both online and offline. Follow the instructions below to activate licenses.

Online License Activation

- 1 Go to the "Setup" in the WiseAI app
- 2 Click on "License"
- 3 Go to the "Online Activation" tab



The screenshot shows the 'License' section of the app. At the top, there are two tabs: 'Offline activation' and 'Online activation'. The 'Online activation' tab is selected and highlighted with a red box. Below the tabs, the 'License' header is visible, followed by the text 'ALA-C01RET'. Underneath, there is a 'License key' field containing a placeholder 'XXXX - XXXX - XXXX - XXXX - XXXX - XXXX - XXXX' and an 'Activate' button.

- 4 Input the license key provided



This screenshot is similar to the previous one, but the 'License key' input field, which contains the placeholder 'XXXX - XXXX - XXXX - XXXX - XXXX - XXXX - XXXX', is highlighted with a red box. The 'Activate' button remains to the right of the input field.

- 5 Click "Activate" to activate the AI pack license

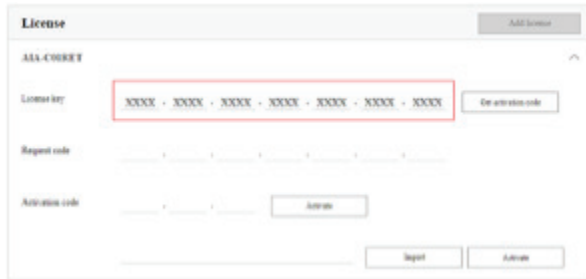
Offline License Activation

- 1 Go to the "Setup" in the WiseAI app
- 2 Click on "License"
- 3 Go to the "Offline Activation" tab



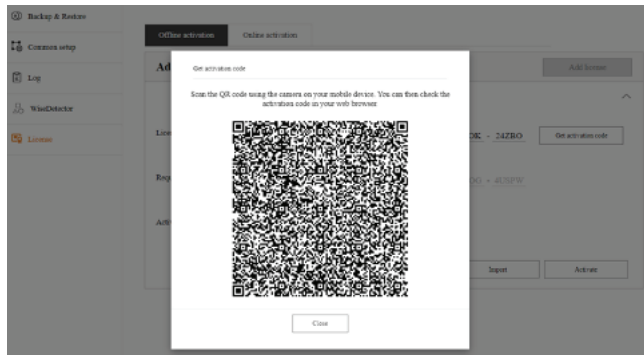
The screenshot shows the 'License' section with the 'Offline activation' tab selected and highlighted by a red box. The 'License' header is followed by 'ALA-C01RET'. Below this, there is a 'License key' field with a placeholder 'XXXX - XXXX - XXXX - XXXX - XXXX - XXXX - XXXX' and a 'Get activation code' button. Further down, there are fields for 'Request code' and 'Activation code', each with a four-digit placeholder. An 'Activate' button is positioned between these two fields. At the bottom, there are 'Sign in' and 'Sign up' buttons.

- 4 Input the license key provided



- 5 Click "Get activation code" to generate a Request Code

- 6 Both a Request Code and QR code will be generated

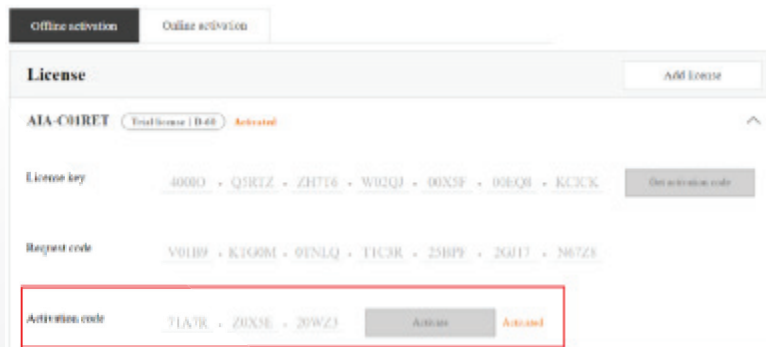


- 7 Scan the QR code with your mobile device and complete the activation sequence

- 8 An email will be sent to you with the activation code and activation file

- 9 There are two methods for inputting the activation code:

- a Copy and past the activation code
- b Browse to the activation file



- 10 Click "Activate"

For more information visit us at
HanwhaVisionAmerica.com



Hanwha Vision America
500 Frank W. Burr Blvd. Suite 43 Teaneck, NJ 07666
Toll Free : +1.877.213.1222
Direct : +1.201.325.6920
Fax : +1.201.373.0124
www.HanwhaVisionAmerica.com

© 2024 Hanwha Vision Co., Ltd. All rights reserved.

DESIGN AND SPECIFICATIONS ARE SUBJECT TO CHANGE WITHOUT NOTICE

Under no circumstances, this document shall be reproduced, distributed or changed, partially or wholly, without formal authorization of Hanwha Vision Co., Ltd.

* Wisenet is the proprietary brand of Hanwha Vision, formerly known as Hanwha Techwin.